

Charles E. Swimley Jr.
Public Works Director

Lyman Chang
City Engineer/Deputy
Public Works Director

City Hall
221 W. Pine Street
P.O. Box 3006
Lodi, CA 95241
209-333-6706


www.Lodi.gov

Improvement Plan Checking		
Percentages below are based on estimated cost of public improvements per Resolution 2007-078		
First Submittal (non-refundable)	90.0%	of Estimated Final Approval Fee
Final Approval	5.0%	of First \$100,000.00
	3.5%	of Next \$200,000.00
	2.5%	of Amount Over \$300,000.00
Inspection	4.0%	of First \$250,000.00
	3.5%	of Next \$750,000.00
	3.0%	over \$1,000,000.00
Inspection on overtime callout (per hour, minimum 3 hours) ¹	\$ 157.00	
SWPPP Plan Check ¹	\$ 500.00	
Master Utility Plan Check (up to 2 checks, 3rd check and beyond based on time & materials) ¹	\$ 2,000.00	
Improvement Agreement ¹	\$ 2,572.00	
Improvement Agreement Addenda ¹	\$ 856.00	
Will Serve Letter ¹	\$ 100.00	
Partial Project Acceptance ¹	\$ 10,000.00	
Deferred Improvement Agreement ¹	\$ 2,313.00	
Development Inquiries ¹	\$ 550.00	
Annexation ^{1,2,3}	\$ 886.00	
Building Permit - Commercial, Industrial, Multi-Family ¹	\$ 1,187.00	
Building Permit - Single Family Residential ¹	\$ 593.00	
SB 5 200-YR Flood Plain Certification Fee (New Construction, per lot) ¹	\$ 200.00	
Parcel Map Check/Processing ¹	\$ 3,000.00	
	per lot over 5 lots	\$ 20.00
Final Map Processing ¹	\$ 2,200.00	
	per lot over 5 lots	\$ 20.00
Tentative Parcel Map & Non-Residential Condominium Conversion ¹	\$ 1,180.00	
Tentative Subdivision Map ^{1,2,3}	\$ 1,475.00	
Certificate of Compliance ¹	\$ 300.00	
Certificate of Correction ¹	\$ 100.00	
Site Plan / SPARC ¹	\$ 590.00	
Document Fees		
Design Standards ¹	\$ 23.00	
Construction Specifications ¹	\$ 23.00	
Standard Plans ¹	\$ 23.00	
Prints/Copies of File Maps, Plans, Etc. (bond)		
Large quantities or mylars will be sent out for printings; arrangements to be made by requestor		
Size A (8 1/2 x 11) ¹	\$ 0.15	
Size B (11x17) ¹	\$ 0.57	
Size C, D (17x22, 22x34) First Sheet ¹	\$ 5.66	
Each Additional Sheet ¹	\$ 2.26	
Size E and Larger (34x44) First Sheet ¹	\$ 6.78	
Each Additional Sheet ¹	\$ 3.39	
Plans & Specifications Sets for bidding (picked up) ¹	\$ 28.25	
Plans & Specifications Sets for bidding (mailed) ¹	\$ 33.89	
Certified Payrolls First Sheet ¹	\$ 1.13	
Each Additional Sheet ¹	\$ 0.29	
Plotted Copy of Existing Map (bond)		
Size C, D (17x22, 22x34) First Sheet ¹	\$ 18.07	
Each Additional Sheet ¹	\$ 7.90	
Size E and Larger (34x44) First Sheet ¹	\$ 20.33	
Each Additional Sheet ¹	\$ 7.90	
No Charge for Sets of 5 or Fewer Pages (Res. 92-56). Additional Charges to be determined if over 5 plan sheets and/or over 50 pages of specifications (refer to schedule) per Resolution 2003-244 (except as noted).		

¹ Fees noted shall be adjusted annually based on the change in the Consumer Price Index (Western Region, Urban, unadjusted) for the prior calendar year. Said fee adjustments will be automatically effective July 1 of each year.

² Based on a single-family residential development having 75 lots or less. 76 lots or more will be charged on a time and cost basis and fee shown is initial deposit.

³ Commercial/Industrial projected larger than 2 acres will be charged on a time and cost basis and fee shown is initial deposit.




Charles E. Swimley Jr.
Public Works Director

Lyman Chang
City Engineer/Deputy
Public Works Director

City Hall
221 W. Pine Street
P.O. Box 3006
Lodi, CA 95241
209-333-6706

www.Lodi.gov

Encroachment Permit		
Expedite Review	Double Fee	
General Construction ¹	\$ 250.00	
Sidewalk/Driveway (Single Parcel) ¹	\$ 99.00	
Utility Encroachment ¹	\$ 250.00	plus 2.5% of construction cost for engineering & 2.5% for inspection
Nonconstruction ¹	\$ 48.00	
Downtown Sidewalk Encroachment ¹	\$ 48.00	
Traffic Handling/Lane Closure ¹	\$ 250.00	
Special Events ¹	\$ 226.00	
Block Party ¹	\$ 48.00	
Public Improvement Reimbursement Agreement		
Agreement Preparation ¹	\$ 1,020.00	minimum, per agreement, or 1% of improvement cost
Reimbursement Collection ¹	\$ 273.00	
Miscellaneous		
Address Change ¹	\$ 78.00	
Document Preparation ¹	\$ 200.00	
Easement Abandonment (per easement) ¹	\$ 1,200.00	
Easement Dedication (per easement) ¹	\$ 300.00	
Impact Mitigation Fee Payment Agreement ¹	\$ 771.00	
Lot Line Adjustment ¹	\$ 1,851.00	
Street Abandonment ¹	\$ 3,140.00	plus traffic studies
Street Name Change ¹	\$ 495.00	
Transportation Permit		
Single Trip ¹	\$ 16.00	
Annual Repetitive Route ¹	\$ 90.00	
Streets		
Street Name Sign (Per set - 4 signs) ¹	\$ 464.00	
AC Replacement up to 4 inches in depth ¹	\$ 20.00	per SF. Extra work will be time and material
AB Placement up to 6 inches in depth ¹	\$ 13.00	per SF. Extra work will be time and material
Seal Coat ¹	\$ 0.12	per SF
Note: The above work by the Street Division is offered as a convenience to the public. Property owners may elect to have the work done by a licensed contractor in conformance with Lodi Municipal Code and City Specifications at their expense. Labor costs included with all costs.		
Transit Fares		
General Public (5-59 years)	\$ 1.25	
Senior (60+years)/Disabled/Medicare	\$ 0.60	
Transfers	No Charge	
Children (under 5 years)	No Charge	Limited to 2 per paying adult passenger, additional at regular fare
31 Day Pass (General Public)	\$ 44.00	
31 Day Pass (Senior/Disabled/Medicare)	\$ 22.00	
10-Ride Pass (General Public)	\$ 12.50	
10-Ride Pass (Senior/Disabled/Medicare)	\$ 6.00	
Dial-A-Ride & VineLine		
General Public	\$ 7.00	
Senior (60+years)/Disabled/Medicare Fare	\$ 2.00	
ADA Certified Passenger	\$ 2.00	
10-Ride Pass (General Public)	\$ 66.50	
10-Ride Pass (Senior/Disabled/Medicare)	\$ 16.00	
10-Ride Pass (Senior/Disabled/Medicare)	\$ 31.00	Outside City Limits
Surcharge for area outside of City Limits within established service area.	\$ 1.50	
*Same day service charged at double applicable fare.		
¹ All fees shall be adjusted annually based on the change in the Consumer Price Index (Western Region, Urban, unadjusted) for the prior calendar year. Fee adjustments will be automatically effective July 1 of each year.		



Charles E. Swimley Jr.
Public Works Director


Lyman Chang
City Engineer/Deputy
Public Works Director

City Hall
221 W. Pine Street
P.O. Box 3006
Lodi, CA 95241
209-333-6706

www.Lodi.gov

Inspection for Storm Drainage Permit Compliance		
Initial Monthly Construction Inspection ¹	\$ 220.00	
Subsequent Monthly Construction Inspection ¹	\$ 175.00	
Post-Construction BMP Annual Inspection ¹	\$ 175.00	
Post Construction Storm Water Plan Check		
Small Project ¹	\$ 100.00	
Regulated Project ¹	\$ 200.00	
Hydromodification Project ¹	\$ 600.00	
MWELo Compliance Plan Check		
Residential ¹	\$ 100.00	
Subdivision (per lot) ¹	\$ 50.00	
Non Residential ¹	\$ 300.00	

¹ All fees shall be adjusted annually based on the change in the Consumer Price Index (Western Region, Urban, unadjusted) for the prior calendar year. Fee adjustments will be automatically effective July 1 of each year.



Charles E. Swimley Jr.
Public Works Director


Lyman Chang
City Engineer/Deputy
Public Works Director

City Hall
221 W. Pine Street
P.O. Box 3006
Lodi, CA 95241
209-333-6706

www.Lodi.gov

Service Installation		
4 " Service ¹	\$ 3,136.00	installations requiring jacking or special construction per T&M estimate
6" & Larger Service	Per time and material cost	
Disconnect/Abandon Service ¹	\$ 1,866.00	
¹ if the same address is simultaneously installing both new water and wastewater services, charge 80% of listed costs.		
Capacity Impact Fee		
High Strength Industrial		
Flow (per MG, annual basis) ¹	\$ 51,076.00	
BOD (per 1,000 lbs., annual basis) ¹	\$ 12,861.00	
SS (per 1,000 lbs., annual basis) ¹	\$ 7,073.00	
To Industrial System		
Flow (per MG, annual basis) ¹	\$ 8,078.00	
BOD (per 1,000 lbs., annual basis) ¹	\$ 170.00	
Flat Rate - Monthly Service Charge		
Single Family and Multi-Family Residential		
1 Bedroom	\$ 28.71	
2 Bedrooms	\$ 38.28	
3 Bedrooms	\$ 47.84	
4 Bedrooms	\$ 57.41	
5 Bedrooms	\$ 66.98	
6 Bedrooms	\$ 76.25	
7 Bedrooms	\$ 86.12	
Schools		
18 Students	\$ 37.23	per SSU
Monthly Service Charge		
3/4" Meter	\$ 26.14	
1" Meter	\$ 42.11	
1 1/2" Meter	\$ 81.35	
2" Meter	\$ 127.94	
3" Meter	\$ 239.03	
4" Meter	\$ 396.70	
6" Meter	\$ 790.56	
8" Meter	\$ 1,263.37	
Usage Based Rates - Monthly Usage Charge (per CCF)		
3/4" Meter	\$ 2.97	
1" Meter	\$ 2.97	
1 1/2" Meter	\$ 2.97	
2" Meter	\$ 2.97	
3" Meter	\$ 2.97	
4" Meter	\$ 2.97	
6" Meter	\$ 2.97	
8" Meter	\$ 2.97	
SSU Based Rates - Non-Residential		
Moderate Strength	\$ 38.28	per SSU
Usage Based Rates Non-Residential High Strength User		
Flow (per MG, annual basis) ¹	\$ 3,931.00	
BOD (per 1,000 lbs., annual basis) ¹	\$ 650.00	
SS (per 1,000 lbs., annual basis) ¹	\$ 405.00	
Miscellaneous		
Septic Tank Waste (per 1,000 gallons) ¹	\$ 343.00	Within City Limits
Septic Tank Waste (per 1,000 gallons) ¹	\$ 516.00	Outside City Limits
Grease Waste (per 1,000 gallons) ¹	\$ 343.00	Within City Limits
Grease Waste (per 1,000 gallons) ¹	\$ 516.00	Outside City Limits
Winery Waste (per 1,000 gallons) ¹	\$ 323.00	
Fats, Oils and Greases Inspection Fee ¹	\$ 107.00	
Fats, Oils and Greases Re-inspection Fee ¹	\$ 134.00	

¹ All fees noted shall be adjusted annually based on the change in the Consumer Price Index (Western Region, Urban, unadjusted) for the prior calendar year except for wastewater service charges. Said fee adjustments will be automatically effective July 1 of each year.



Charles E. Swimley Jr.
Public Works Director


Lyman Chang
City Engineer/Deputy
Public Works Director

City Hall
221 W. Pine Street
P.O. Box 3006
Lodi, CA 95241
209-333-6706

www.Lodi.gov

Water			
Complete Service Installation (exclusive of meter charge)			
3/4" ¹	\$ 5,433.00	If the same address is simultaneously installing both new water and wastewater services, charge 80% of these listed costs.	
1" ¹	\$ 5,433.00		
1 1/2" ¹	\$ 6,290.00		
2" ¹	\$ 7,289.00		
3" & Over	Per time and material cost		
Dual Domestic Water Service ¹	\$5,681.00	Per Standard Plan 418	
Meter Charge			
3/4"	\$ 300.00	Pricing to remain unchanged until completion of the Water Meter Program. And includes installation by City staff.	
1"	\$ 350.00		
1 1/2"	\$ 780.00		
2"	\$ 970.00		
3"	\$ 1,980.00		
4"	\$ 3,570.00		
6"	\$ 6,760.00		
8"	\$ 11,520.00		
Disconnect/Abandon Service			
2" & under ¹	\$ 2,193.00	Per time and material cost	
Over 2"			
Flat Rate - Monthly Service Charge			
Single Family Residential			
1 Bedroom	\$ 31.88		
2 Bedrooms	\$ 38.29		
3 Bedrooms	\$ 45.89		
4 Bedrooms	\$ 55.14		
5 Bedrooms	\$ 66.13		
6 Bedrooms	\$ 79.37		
7 Bedrooms	\$ 95.17		
Multi Family Unit			
1 Bedroom	\$ 27.37		
2 Bedrooms	\$ 32.83		
3 Bedrooms	\$ 39.40		
Usage Based Rate - Monthly Base Charge			
Single Family Residential			
up to 3/4" Meter	\$ 22.42		
1" Meter	\$ 35.20		
1 1/2" Meter	\$ 66.88		
2" Meter	\$ 105.08		
Multi-Family & Non-Residential			
Up to 3/4" Meter	\$ 22.42		
1" Meter	\$ 35.20		
1 1/2" Meter	\$ 66.88		
2" Meter	\$ 105.08		
3" Meter	\$ 194.24		
4" Meter	\$ 321.57		
6" Meter	\$ 639.63		
8" Meter	\$ 1,021.46		
10" Meter	\$ 1,467.04		
Usage Based Rates - Monthly Usage Charge (per CCF)			
	Tier 1 - 0 to 10 CCF	Tier 2 - 11 to 50 CCF	Tier 3 - Over 50 CCF
Single Family Residential	\$ 0.99	\$ 1.32	\$ 1.64
Multi-Family (includes duplexes, triplexes and fourplexes) and Non-Residential	\$ 1.18	n/a	n/a

¹ All fees noted shall be adjusted annually based on the changed in the Consumer Price Index (Western Region, Urban, unadjusted) for the prior calendar year except for water service charges. Said fee adjustments will be automatically effective July 1 of each year.



Charles E. Swimley Jr.
Public Works Director

Lyman Chang
City Engineer/Deputy
Public Works Director

City Hall
221 W. Pine Street
P.O. Box 3006
Lodi, CA 95241

209-333-6706

www.Lodi.gov

Water	
Miscellaneous	
Meter Testing	No Charge
Bacterial Sampling Fee (per sample)¹	\$ 48.00
Fire Hydrant Meter Deposit¹	\$ 1,069.00
6-Inch Meter Deposit¹	\$ 5,347.00
Meter Rental Charge (per day up to 45 days)¹	\$ 1.00
per day 46 through 60¹	\$ 3.00
per day 61 through 90¹	\$ 5.00
per day over 90 days¹	\$ 10.00
Water Usage (per CCF)	Tier 1
Tampering Fee¹	\$ 80.00
Water Waste Fines	
Informational Notification	No Charge
1st Written Water Waste Notice	No Charge
2nd Written Water Waste Notice	\$ 35.00
3rd Written Water Waste Notice	\$ 75.00
4th Written Water Waste Notice	\$ 200.00
5th Written Water Waste Notice	\$ 500.00
Subsequent Water Waste Notice	Disconnect

¹ All fees noted shall be adjusted annually based on the changed in the Consumer Price Index (Western Region, Urban, unadjusted) for the prior calendar year except for wastewater service charges. Said fee adjustments will be automatically effective July 1 of each year.

Development Impact Mitigation Fees



Charles E. Swimley Jr.
Public Works Director

Lyman Chang
City Engineer / Deputy
Public Works Director

City Hall
221 West Pine Street
P.O. Box 3006
Lodi, CA 95241
209-333-6706

www.Lodi.gov

Land Use Category	Transportation	Police	Fire	Community Park	Neighborhood Park	General City Facilities	Art in Public Places
	Fee/Unit						
Residential							
Low Density	\$884	\$936	\$479	\$4,836	\$3,159	\$767	\$99
Medium Density	\$480	\$788	\$403	\$4,073	\$2,661	\$645	\$83
High Density	\$480	\$656	\$336	\$3,394	\$2,217	\$538	\$70

Land Use Category	Transportation	Police	Fire	Community Park	Neighborhood Park	General City Facilities	Art in Public Places
	Fee/1000 Bldg SF						
Commercial							
Retail	\$1,491	\$410	\$420	\$505	\$331	\$336	\$44
Office/Medical	\$1,084	\$656	\$671	\$808	\$532	\$538	\$70
Industrial	\$551	\$219	\$224	\$270	N/A	\$179	\$24

Land Use Category	Storm Drain Zone 1	Storm Drain Zone 2	South WW Trunk
	Fee/Unit		
Residential			
Low Density	\$1,733	\$5,268	\$1,468
Medium Density	\$867	\$2,633	\$1,236
High Density	\$697	\$2,117	\$1,031

Land Use Category	Storm Drain Zone 1	Storm Drain Zone 2	South WW Trunk
	Fee/Acre		
Commercial			
Retail	\$18,202	\$55,307	\$1,363
Office/Medical	\$18,202	\$55,307	\$1,363
Industrial	\$19,502	\$59,259	\$1,363

Meter Size (Residential or Non-Residential)	Water Fee	Sewer Fee
5/8"	\$2,585	\$3,520
3/4"	\$3,858	\$5,253
1"	\$6,441	\$8,773
1 1/2"	\$12,846	\$17,493
2"	\$20,560	\$28,000
3"	\$38,574	\$52,532
4"	\$64,304	\$87,571
6"	\$128,569	\$175,089
8"	\$205,719	\$280,153
10"	\$295,752	\$402,763

Electrical Fees				
Panel Category	Panel Size (amps)	208 Volts	240 Volts	480 Volts
Non-Residential Three Phase	200	\$1,465	\$1,690	\$3,379
	400	\$2,929	\$3,379	\$6,760
	600	\$4,394	\$5,069	\$10,139
	800	\$5,858	\$6,760	\$13,518
	1,000	\$7,323	N/A	\$16,897
	1,200	\$8,788	N/A	\$20,278
	1,600	\$11,715	N/A	\$27,036
	2,000	\$14,645	N/A	\$33,796
	2,500	\$18,306	N/A	\$42,246
Residential Single Phase	3,000	\$21,968	N/A	\$50,694
	60	N/A	\$308	N/A
	100	N/A	\$513	N/A
	125	N/A	\$642	N/A
	200	N/A	\$1,027	N/A
	400	N/A	\$2,054	N/A
Non-Residential Single Phase	600	N/A	\$3,081	N/A
	60	N/A	\$308	N/A
	100	N/A	\$513	N/A
	125	N/A	\$642	N/A
	200	N/A	\$1,027	N/A
	400	N/A	\$2,054	N/A
600	N/A	\$3,081	N/A	

1. Fees effective January 1, 2021 through December 31, 2021 (unless City Council adopts an updated fee schedule prior to that date).