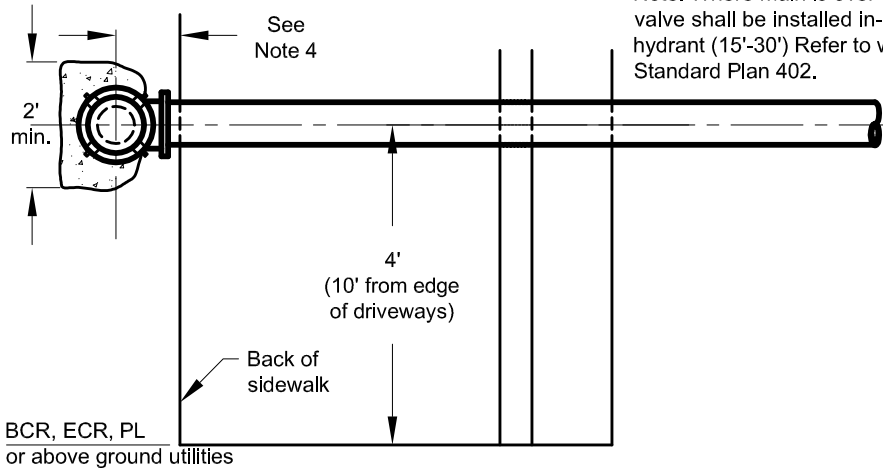




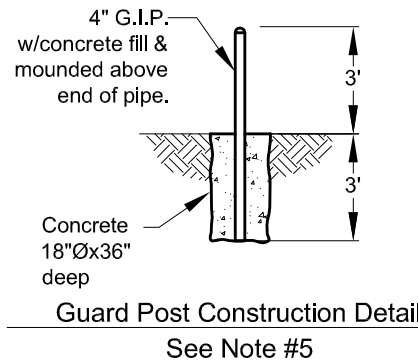
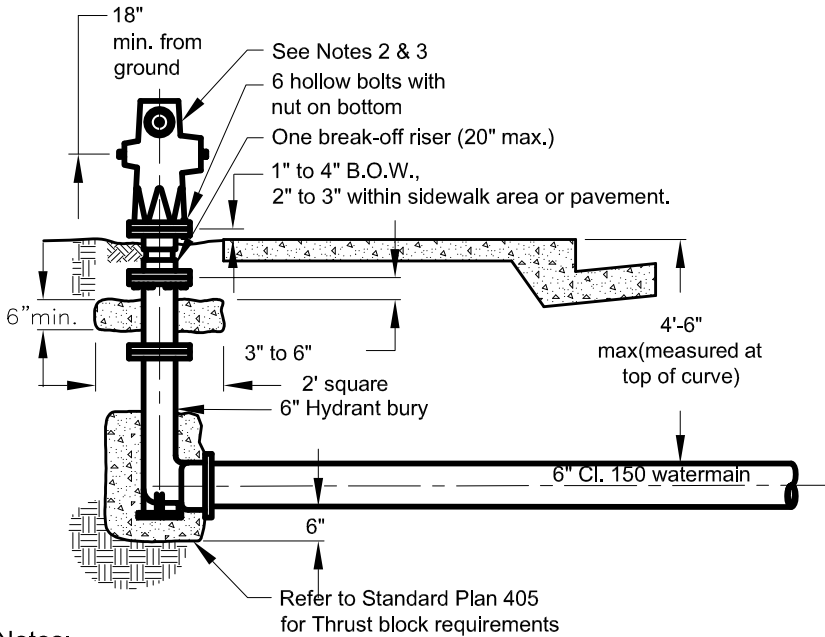
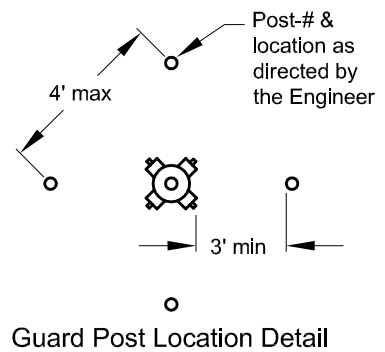
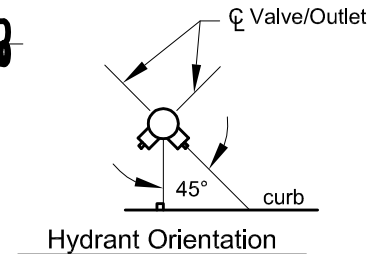
CITY OF LODI

PUBLIC WORKS DEPARTMENT

Fire Hydrant Installation



Note: Where main is over 150' from hydrant a second valve shall be installed in-line in the vicinity of the hydrant (15'-30') Refer to water valve installation Standard Plan 402.



Notes:

- All work and material shall conform to City of Lodi Construction Specifications.
- Hydrants shall be painted Federal Yellow at the factory and furnished with National Standard Hose Thread outlets and cast iron caps.
- All Hydrants 1 4-1/2" outlet & 1 2-1/2" outlet; with fusion epoxy coated interior. Clow 850; Clow 950; AVK 24/70; Jones 4040.
- Locate C/L of hydrant per the following:
1.5' behind walk where F.O.C. to B.O.W. distance is 7.0' or less.
2.5' behind F.O.C. where F.O.C. to B.O.W. distance is greater than 7.0'
5' behind F.O.C. in planters.
- Install guard posts where hydrants are installed in paved areas accessible to traffic or in planters where hydrant is less than 3' behind the curb or when directed by the City.
- For trench backfill requirement, See Standard Plan 501.
- Install blue retroreflective hydrant pavement marker per std. plan 716.

Dr.	JP	No.	Date	Revision	Appr.	Approved By: Charlie Swimley City Engineer / Deputy Public Works Director RCE No. 52842	STD PLAN 401
Ch.	LC	1	9/03	ADJUSTED DIMENSION FROM PL			
		2	2/04	REVISED AVK MODEL NUMBER			
		3	2/05	ADDED NOTE 7			
Date	1/14	4	2/08	ADJUSTED GUARD POST DEPTH		1/14/14	